

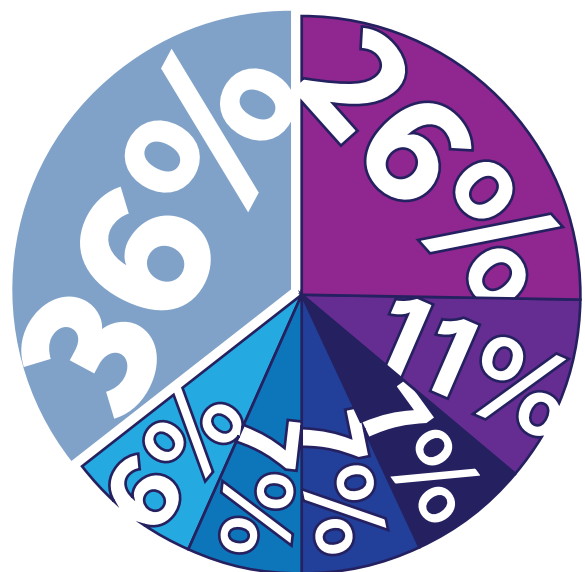


# NWPB

## EMPLOYER ONE SURVEY

Niagara's 2020 Employer One Survey saw 100 responses from industries across Niagara. These are the results:

## The TOP LOCAL INDUSTRIES reflected in Employer One were:



**85%** of employers who completed the survey reported hiring in 2019.

## TOTAL NUMBER OF HIRES: 1,847


Of these hires, approximately **41.1%** were for contract / seasonal / casual positions. A third of hires were for permanent, full-time positions.



Just under half of hires (**42.1%**) were for entry level positions requiring **0-2** years of experience.

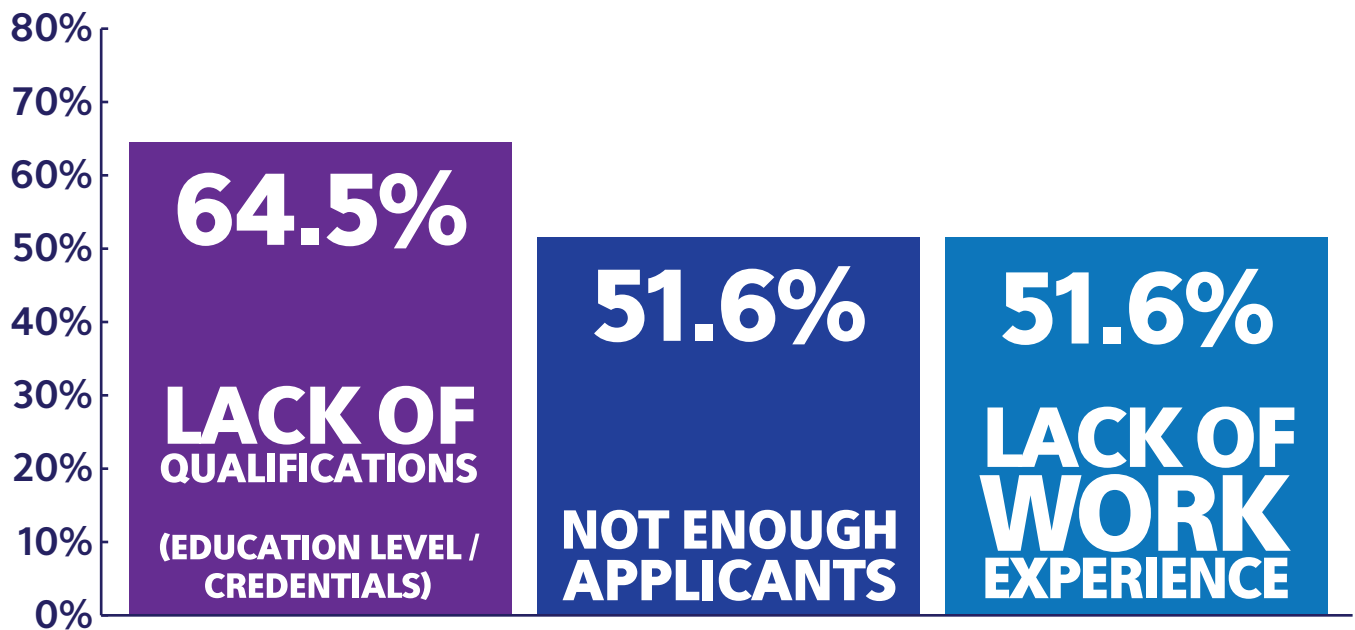
**79%** of employers indicated they plan on hiring over the next 12 months. **THEIR REASONS FOR HIRING INCLUDED:**

- Expansion
- Fill a vacancy / replacement
- Other
- Retirements
- Seasonal
- Technological change



# CHALLENGES

Of those employers that hired in 2019, **72.9%** reported hiring for **hard-to-fill positions**. We asked employers to select their top reasons why jobs were hard-to-fill. Three reasons were identified most often among those listed by respondents:



## TOP 3 COMPETENCIES MOST VALUED IN THE WORKPLACE



Though technical skills are important, the data show that employers also value strong interpersonal and communications skills.

# RATING THE AVAILABLE LABOUR FORCE

We asked employers to rate the availability of skilled labour in Niagara. Approximately **32.8%** of employers rated the available labour in Niagara as either **good** or **excellent**.

