


How did the COVID-19 pandemic impact jobs and employment in Niagara?

The economic impacts were felt by both **employers and the workforce**.


2019: 204,300 employed Niagara residents



13,700 Niagara residents lost employment

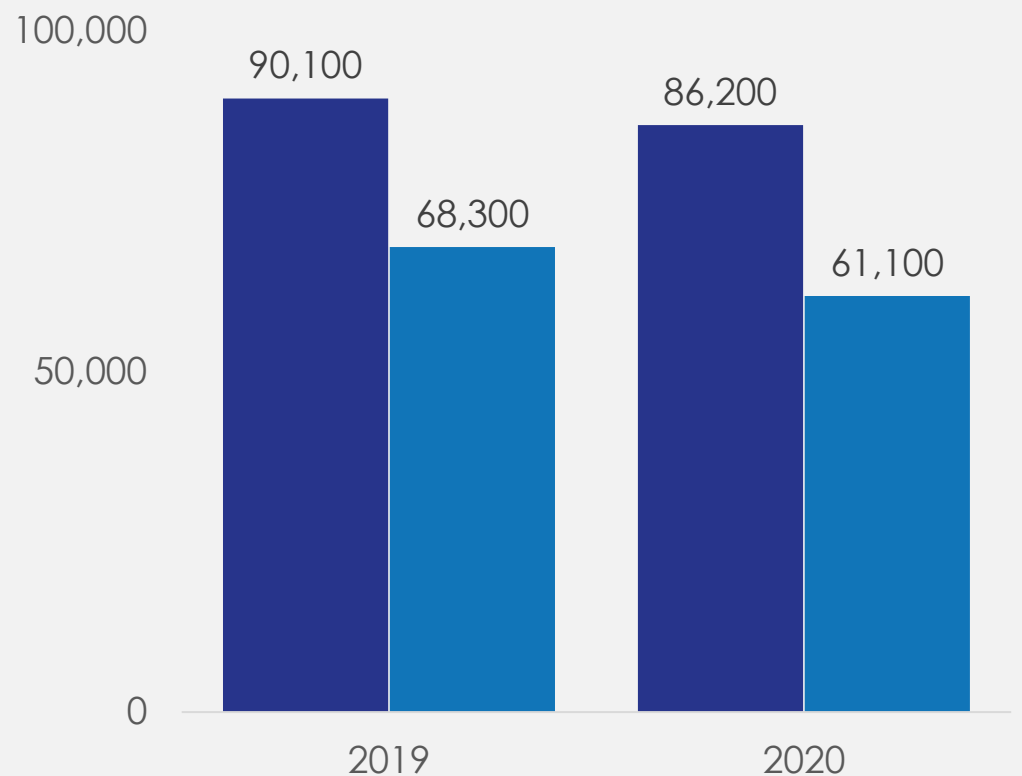
2020: 190,600 employed Niagara residents

2019: 187,733 jobs from Niagara employers



21,377 lost jobs

2020: 166,397 jobs from Niagara employers



Not everyone lost employment equally

3,900 men lost full-time work in 2020

7,200 women lost full-time work in 2020

78.8% of Niagara's total employment losses were among individuals doing sales and service work

80.3% of Niagara's total employment losses were found in two industry sectors: accommodation and food service and wholesale and retail trade

Amid the challenges, increased job demand in Q1/Q2 2021 shows some signs of tentative steps toward recovery

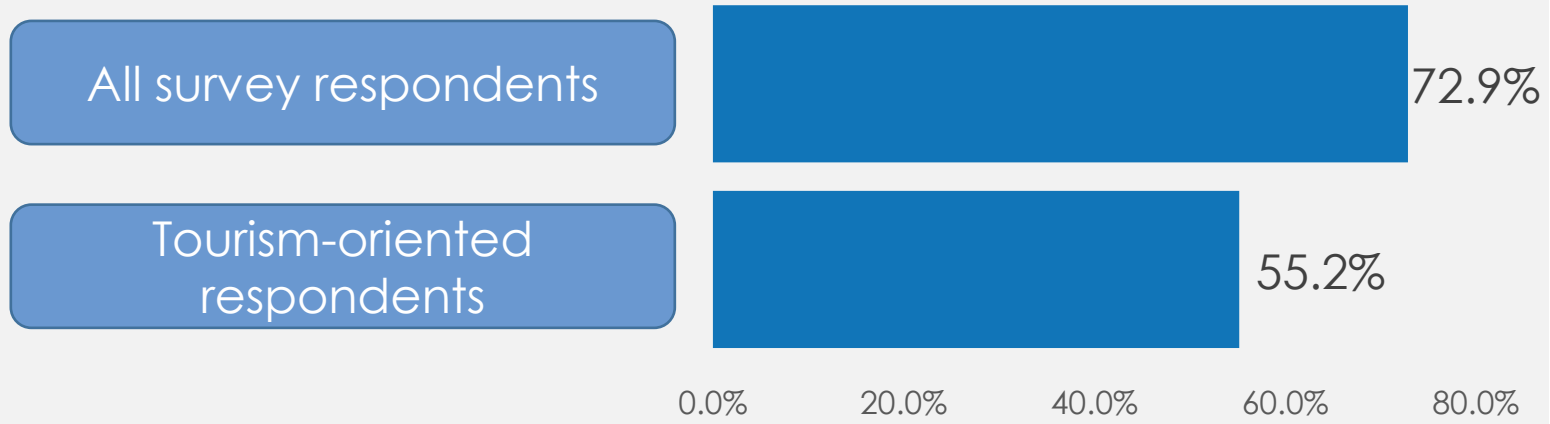
From February to March, local job demand increased by almost 70%

Even with April's decline in job demand, month-over-month employment gains in March and April saw 7,000 Niagara residents gain employment



Almost three-quarters of employers responding to a recent business survey reported **stable or better business conditions**. However, among tourism employers only slightly more than half could make the same claim.

Local employers reporting stable or better business conditions



As of March 2021, the number of Niagara residents employed in tourism supporting industries had fallen by more than half from 39,134 people pre-pandemic to 18,672. Preliminary analysis does suggest Niagara is seeing signs of a humble employment recovery in this sector, as well.

Would you like to know more?

The complete text of NWPB's Labour Market Update is available for your review. Click the logo to the right of this text to access the report.

